

PowerPoint 6-Pack Ice Breaker/Team Builder Help

OVERVIEW

The PowerPoint 6-Pack Ice Breaker/Team Builder contains six PowerPoint games and a free Blackjack Ice Breaker game. These games are developed to work on all PowerPoint versions 2002 and above. Games included are:

1. Crossword Puzzle Game – Three crossword puzzles that require teamwork to complete.
2. Fun Feud Game – Two teams compete in this Feud-style game.
3. Match Game – Play these fun match games in which teams attempt to match the squares and guess the key phrase.
4. Pyramid Game Show – A fabulous game with the look and feel of a popular TV Show.
5. Star Cruiser Game – This Battleship-type game pits the humans against the aliens to rule the universe.
6. Tropical Ice Breaker – An updated version of our famous Ice Breaker Wheel game.
7. Blackjack Ice Breaker – A Blackjack card game with a special ice breaker twist.

HYPERLINKS AND CUSTOM ANIMATION

These games take advantage of hyperlinks to move between slides or perform other special functions. Do not delete any buttons as this may negatively affect the functionality of the games. Close and restart a game to reset the hyperlinks OR exit slideshow mode to reset the custom animations.

GENERAL EDITING

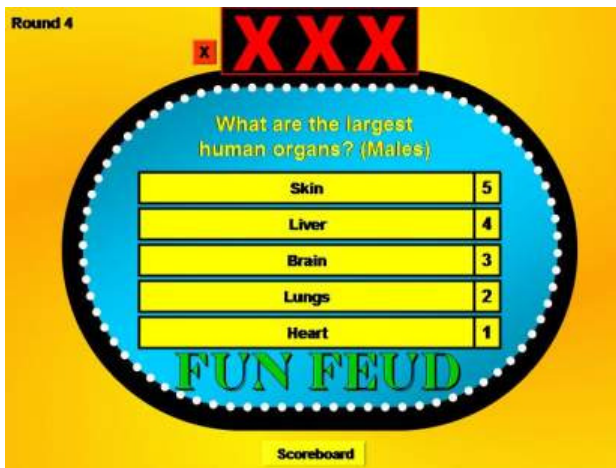
These files are not protected and can be customized and edited as needed. Always work from a copy of the original game so any serious change errors can be easily corrected by starting again from the original game file.

HOW THE GAMES WORK

FUN FEUD GAME

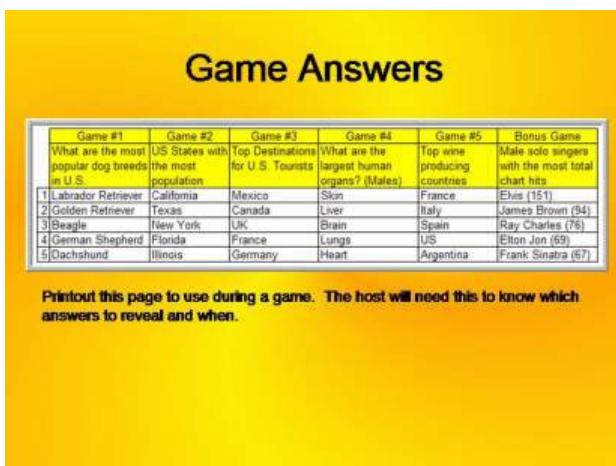


Includes 5 rounds and a bonus round.



Answers are easily edited in PowerPoint edit mode, but will initially be hidden when the slide is first shown in PowerPoint Slide Show mode. Points are indicated on the side of each item (also editable).

The host can print out “Game Answers” slide (shown below) so they will know correct/incorrect responses as the game progresses.

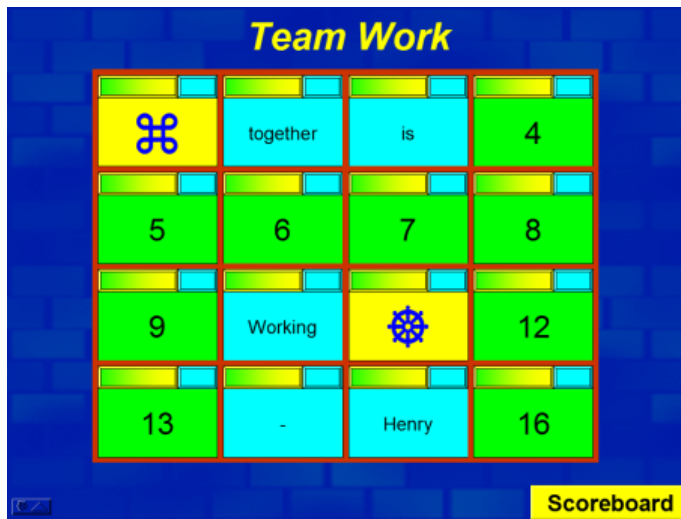


Five sample games are provided for your convenience; however you may wish to create your own Feud Games, editing the game answer sheet as well.

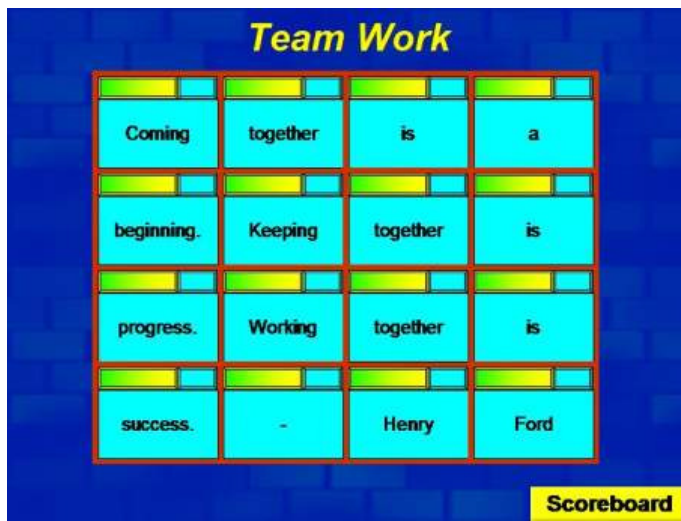
MATCH GAME



This game has five match puzzles in it. “Number of games won” can be tracked on the Scoreboard for each team.



The game subject or topic can be edited and is found at the top of each match board. If their respective turns don't match, then pressing the green-yellow button resets the board and hides the symbols.



In edit mode the hidden puzzle phrase or game's solution appears, allowing you to enter or edit puzzle clues easily. In Slide Show mode the puzzle clues appears hidden by the match squares.

PYRAMID GAME SHOW



This game is presented in a format similar to the \$25,000 Pyramid Game show seen on TV. It can be used as an ice breaker or team builder.



Here is the main screen as well as the game's scoreboard. From this screen you can keep score and select which category to play.

Also the Lightning Round is played from this slide.

Don't forget the person attempting to guess the answers for the category must first turn away from the screen. Team members will shout out clues as they guess. Once a correct answer is guessed, another word is revealed (as shown below for the category Oceans or Seas). Keep in mind this game is completely editable, so you can change and customize the categories. "Things that ring, Things that you drink, Things that have horns, or Things they serve in the company cafeteria."



When a category is selected, a player has 30 seconds to guess as many words as possible. When

the first word is guessed, click on the number arrow to reveal the next word.

Points are awarded for all words guessed correctly.

STAR CRUISER GAME On the main board of the Star Cruiser game you'll find the "Questions" grid (for selecting each game question), a scoring area for two teams, a "Points" chart (to see how many points you get for hitting a ship) and finally the "Shots" grid (49 squares that when clicked on reveal if you've hit a ship).



you get for hitting a ship) and finally the "Shots" grid (49 squares that when clicked on reveal if you've hit a ship). In edit mode, the alien ships can be moved to any of the 49 sectors. A ship must be in the middle of a single sector and cannot extent into the bordering sectors

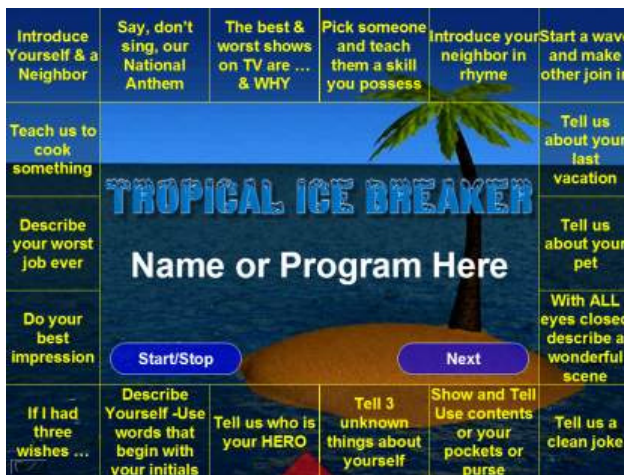
After launching a question, click on the "Answer" button to reveal the correct answer.

If answered correctly, the player will click on the robot to start the spaceship moving. Clicking a second time will stop the ship on a number (1 – 3) to determine the number of shots the player or team will have when they return to the main board.

In edit mode, you can enter your own questions and answers to customize the game's content.



TROPICAL ICEBREAKER



The Tropical Icebreaker game is a fun way to introduce players at the beginning of your training program.

Click the "Start/Stop" button to start the pointer revolving around the rim of the screen. A second click will stop it, and select a fun activity for that player to do. All activities are editable.

Along with having players do the activity, have each introduce themselves with key questions you've provided.

Alternatively you can place introductory questions within the wheel itself, and have the game select questions for players to respond to. Continue around the room until everyone has had a turn.

BLACKJACK ICE BREAKER



Moving in turn around the room, each player gets a blackjack hand at random. The better the hand, the easier the Pay Out Activity. Click the Deal button twice (at random intervals) and two cards will be highlighted with blue crosshairs. Click on the two highlighted cards to reveal what they are.

Click on the Pay Out button to see what action must be performed by that player.

Continue around the room until everyone has had a turn. The Pay Out activities are all editable.

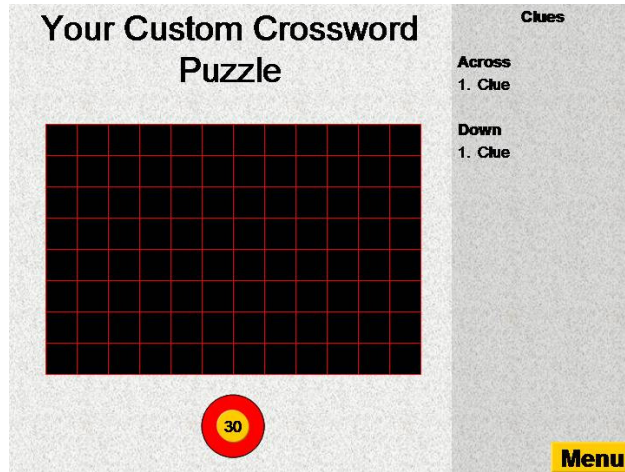
CROSSWORD PUZZLE GAME



See the game for rules of play or make up your own. Clicking on the 30 in the center of the red circle will start a 30 second timer. Click again to reset and start the timer again.

Game comes with 3 pre-made puzzles and 1 create your own custom puzzle template.

Here are the steps to create your own custom puzzle (Puzzle #4):



slide.

1. Click on different black boxes and type a single letter to create your puzzle.
2. Delete all the black boxes with no letters in them.
3. On the right enter a clue for each word.
4. Using the yellow circles just off of the slide, mark the clue number and place on the edge of the first letter.
5. Enter your puzzle topic on the top of the

Puzzles can be used as ice breakers or team builders.

OTHER

Be creative establishing your own rules and ways to play these games. Contact us for questions or concerns at Support@training-games.com or phone 602-750-7223. Thank you for purchasing TGI products.